

Specification of:

LFP 24V 7/15

25.6V 7Ah



Document No	Edition No	Approved By
	01	JA Annandale

1. General

LFP 24V 7/15 is an 8S1P Lithium Iron Phosphate rechargeable battery pack with battery protection circuit board integrated, normal voltage is 25.6V and 7Ah.

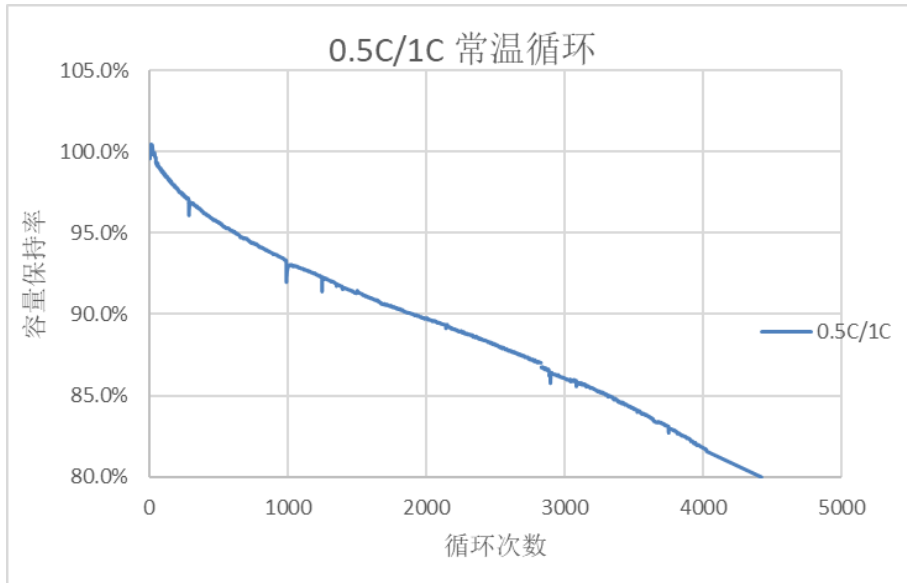
The pack comes enclosed in the standard sealed lead acid 12V 7Ah housing

2. Battery Pack basic characteristics

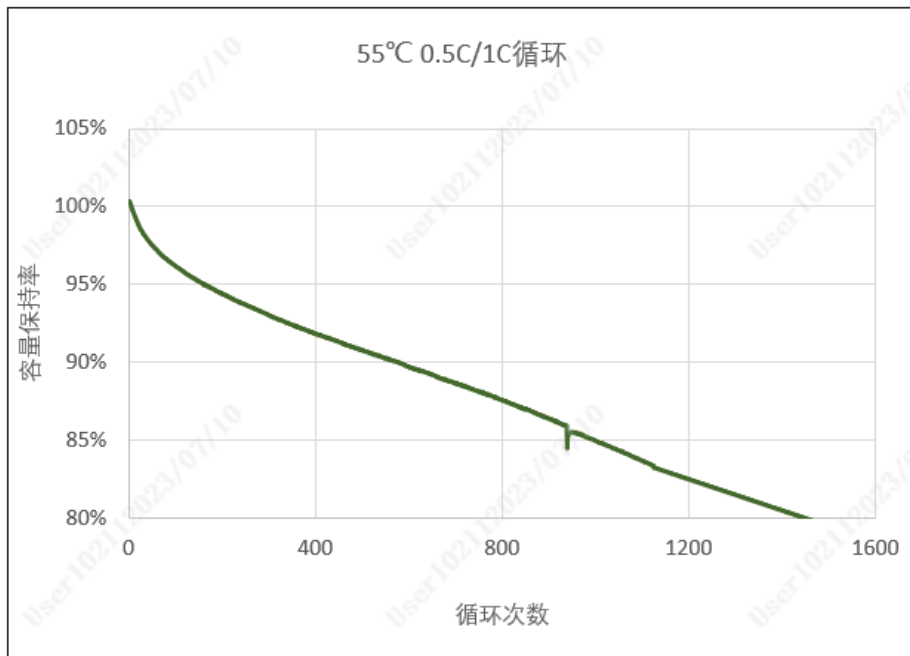
Lithium Iron Phosphate cells used	3.2V 7Ah
Nominal Voltage	25.6V
Internal impedance	≤ 100mΩ
Discharge cut-off voltage	20V
Max charge voltage	29.2V
Max allowable continuous charge current	3A
Max possible continuous discharge current	15A (determined by polyswitch)
Max allowable continuous discharge current	7A
Max discharge peak current	15A (0.5 second)
Cycle life	Capacity after 3000 cycles and plus 1 day Capacity ≥ 7000mAh(80% of the capacity at 25°C) at 0.2C
Protections	PCM, polyswitch
Weight	+0.9 kg
Max dimension	151mm x 65mm x 100mm
Operating temperature	Charge : 0 to 45°C Discharge: -10 to 60°C
Storage temperature	1 year : 0~35°C(1*)

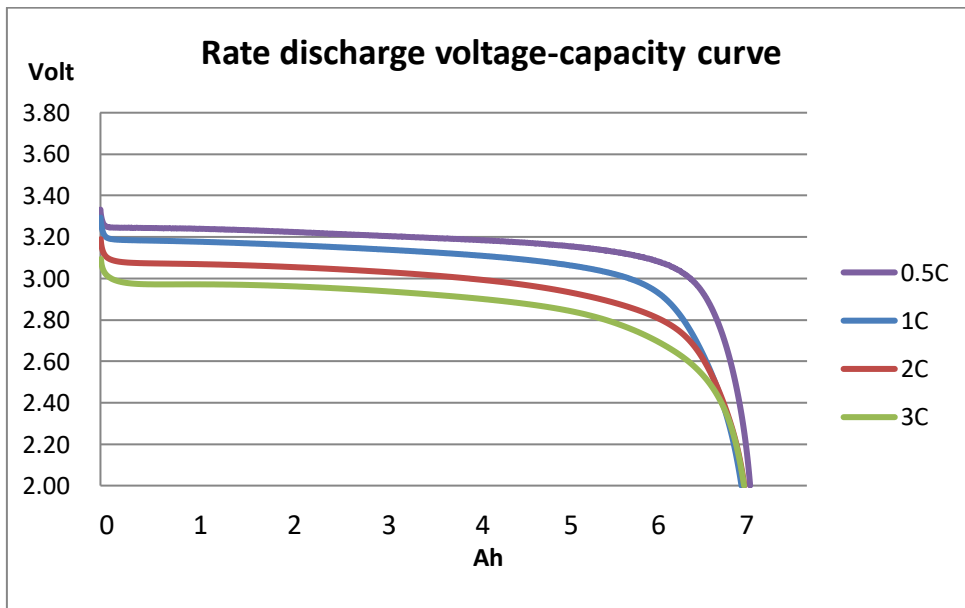
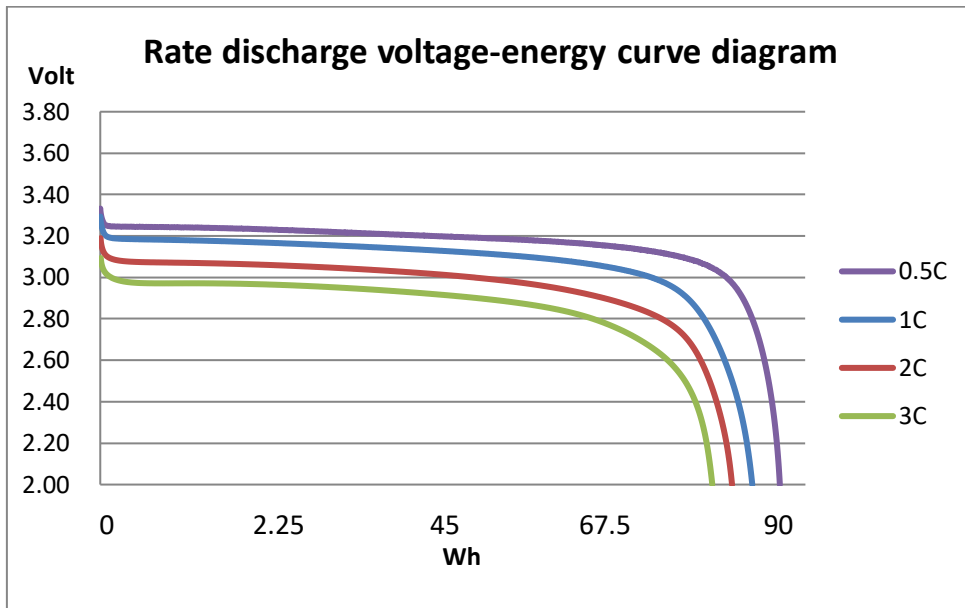
Note (1): If the cell is kept as ex-factory status (50% of charge), the capacity recovery rate is more than 80%.

Cycle life at 0.5C charge and 1C discharge at 25°C



Cycle life at 0.5C charge and 1C discharge at 55°C





3. PCM parameters

Test item	Criterion	
Voltage	Charging voltage	DC: CC/CV(3.60V/cell)
	Balance voltage for single cell	3.60±0.025V
Current	Balance current for single cell	42±5mA
	Current consumption for single cell	≤50μA
	Max. continuous charging current	20A (Limited by polyswitch 9A)
	Max. cont. discharging current	20A (Limited by polyswitch 9A)
Over charge protection (single cell)	Over charge detection voltage	3.90±0.025V
	Over charge detection delay time	0.5S—2.0S
	Over charge release voltage	3.80 ±0.05V
Over discharge protection (single cell)	Over discharge detection voltage	2.0±0.08V
	Over discharge detection delay time	10-200mS
	Over discharge release voltage	2.3±0.1V
Over current protection	Over current detection voltage	depend on the above points
	Over current detection current	final data fixed from actual test
	Detection delay time	5-50ms
	Release condition	Cut load, Auto release
Short protection	Detection condition	Exterior short circuit
	Detection delay time	200-600uS
	Release condition	Automatic
Resistance	Protection circuitry	<50mΩ
Temperature	Operating Temperature Range	-40~ +85°C
	Storage Temperature Range	-40~ +125°C